



A **valmont**  COMPANY

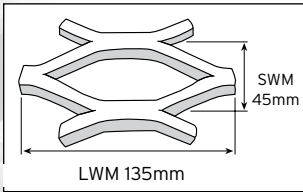
# Expanded Metal Walkway




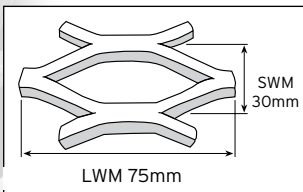


# GRIDWALK WALKWAY


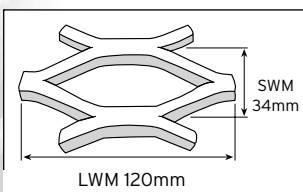
**WK45 Profile**



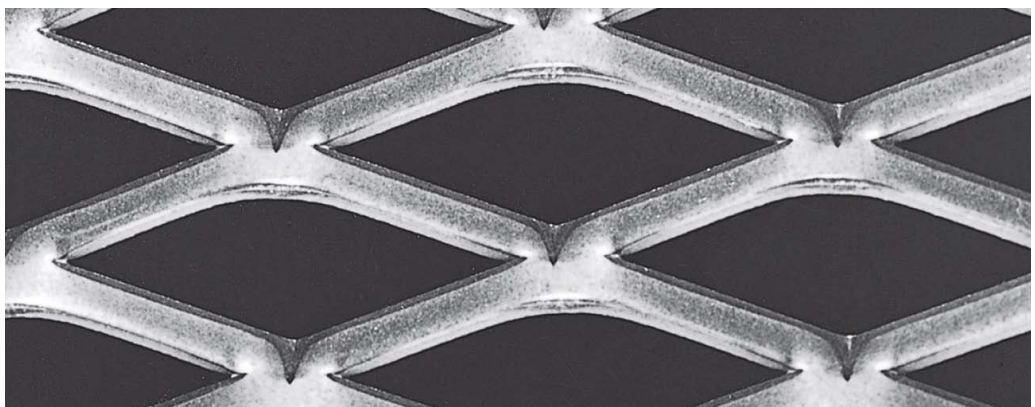
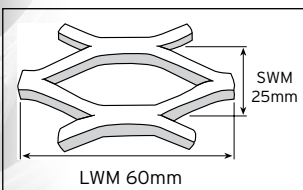
**WK30 Profile**



**WK34 Profile**



**WK25 Profile**



# GRIDWALK WALKWAY

GRIDWALK™ (WK) - STEEL										
Mesh Reference	Standard Nominal Sheet Sizes (mm)		Nominal Size of Mesh (mm)		Nominal Size of Mesh Opening (mm)		Approx. Strand Size (mm)		Weight Kg/m <sup>2</sup> **	Overall Height (mm)
	LW	SW	LWM	SWM	LWO	SWO	Width	Thick		
WK4514	*	3000	135	45	96	32	8.0	5.0	14.0	15.0
WK4519	*	3000	135	45	96	32	11.0	5.0	19.0	21.0
WK3022	*	3000	75	30	53	15	7.8	5.0	22.0	13.0
WK3028	*	3000	75	30	50	12	10.5	5.0	28.0	15.0
WK3414	*	3000	120	34	85	24	6.4	5.0	14.0	13.0
WK3419	*	3000	120	34	84	23	8.4	5.0	19.0	16.0
WK3422	*	3000	120	34	80	19	9.6	5.0	22.0	18.0
WK3428	*	3000	120	34	80	19	10.4	6.0	28.0	19.0
WK2517	*	3000	60	25	42	16	5.6	5.0	17.0	11.0
WK2517F	1200	2400	60	25	44	15	5.6	5.0	17.0	5.0
WK2519	*	3000	60	23	37	13	5.6	5.0	19.0	11.0

\*Standard steel LW sizes are 600, 750, 900 and 1200mm. Non-standard sheet sizes available on request (conditions apply)  
Mild steel and hot-dip galvanised product available as standard. Galvanising to AS4680.  
Stainless steel available on request (conditions apply).

\*\*Quoted weights refer to mild steel product

GRIDWALK™ (WK) - ALUMINIUM										
WK4505A	1200	3000	135	45	96	32	8.0	5.0	5.0	15.0
WK4507A	1200	3000	135	45	96	32	11.0	5.0	7.0	21.0
WK3007A	1200	3000	75	30	53	15	7.8	5.0	7.0	13.0
WK3010A	1200	3000	75	30	50	12	11.0	5.0	10.0	15.0
WK3012A	1200	3000	75	30	50	12	11.0	6.0	12.0	15.0

Standard aluminium LW dimension is 1200mm. Non-standard sheet sizes available on request (conditions apply)

Additional technical information is available for download from the Locker website:

**Expanded Metal - Technical Design Manual and Technical Data Sheet LIF105.1 (slip resistance)**

## Standards Compliance

**AS 1657-2013: Fixed platforms, walkways, stairways and ladders - Design, construction and installation.**

Australian Standard AS1657 S4.5 now demands that any platform where people may have access to work beneath, must prevent a 15mm diameter ball passing through. **Profile WK2519 complies with this section of the standard with no additional protection required.**





# GRIPWALK WALKWAY

## GRIPWALK™ (GRIP) - STEEL

Mesh Reference	Standard Nominal Sheet Sizes (mm)		Nominal Size of Mesh (mm)		Nominal Size of Mesh Opening (mm)		Approx. Strand Size (mm)		Weight Kg/m <sup>2</sup>	Overall Height (mm)
	LW	SW	LWM	SWM	LWO	SWO	Width	Thick		
GRIP 14	*	3000	120	34	85	24	6.4	5.0	14.0	13.0
GRIP 19	*	3000	120	34	84	23	8.4	5.0	19.0	16.0
GRIP 22	*	3000	120	34	80	19	9.6	5.0	22.0	18.0
GRIP 28	*	3000	120	34	80	19	10.4	6.0	28.0	19.0

Gripwalk Standard LW sizes, 600, 750, 900, 1200 available in Mild Steel and Hot Dipped galvanised


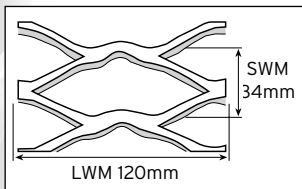
Non standard sheet sizes available. Conditions apply.

## GRIPWALK™ (GRIP) - ALUMINIUM

GRIP 05A	1200	3000	120	34	85	24	6.4	5.0	5.0	13.0
GRIP 07A	1200	3000	120	34	84	23	8.4	5.0	7.0	16.0
GRIP 08A	1200	3000	120	34	80	19	9.6	5.0	8.0	18.0
GRIP 10A	1200	3000	120	34	80	19	10.4	6.0	10.0	19.0

Non standard sheet sizes available. Conditions apply.

**Grip 14 Profile**





# GRIDWALK LOAD DEFLECTION TABLES

## STEEL

Span mm	Gridwalk Type	UDL kPa						AS1170 UDL Design Capacity (Kpa)
		2.5	3	4	5	7	10	
600	WK2517	1.42	1.7	2.27	2.83	3.97	5.67	22.2
	WK2519	1.11	1.34	1.78	2.23	3.12	4.45	29.7
	WK3022	1.06	1.27	1.69	2.12	2.96	4.23	43
	WK3028	0.56	0.67	0.9	1.12	1.57	2.24	47.7
	WK3414	1.41	1.69	2.26	2.82	3.95	5.65	24
	WK3419	0.85	1.02	1.36	1.7	2.38	3.4	26.8
	WK3422	0.71	0.85	1.14	1.42	1.99	2.85	34.7
	WK3428	0.69	0.83	1.11	1.38	1.94	2.77	42.3
	WK4514	1.12	1.35	1.8	2.24	3.14	4.49	20.6
	WK4519	0.73	0.87	1.16	1.46	2.04	2.91	26.8

## STEEL

Span mm	Gridwalk Type	UDL kPa						AS1170 UDL Design Capacity (Kpa)
		2.5	3	4	5	7	10	
900	WK2517	10.07						11.3
	WK2519	7.17	8.6	11.47	14.33			13.1
	WK3022	6.64	7.97	10.63	13.28	18.59		16.2
	WK3028	4.18	5.02	6.69	8.36	11.71	16.72	18.4
	WK3414	8.19	9.82	13.1	16.37			13.5
	WK3419	4.2	5.04	6.72	8.4	11.76	16.8	15.7
	WK3422	4.01	4.82	6.42	8.03	11.24	16.06	16.1
	WK3428	2.82	3.39	4.52	5.65	7.91	11.3	21.3
	WK4514	5.01	6.02	8.02	10.03	14.04		11.3
	WK4519	3.51	4.21	5.62	7.02	9.83	14.05	15.6

## STEEL

Span mm	Gridwalk Type	UDL kPa						AS1170 UDL Design Capacity (Kpa)
		2.5	3	4	5	7	10	
1200	WK2517	20.41	24.49					9.1
	WK2519	13.57	16.28	21.71				12.9
	WK3022	12.9	15.48	20.63				12.7
	WK3028	7.25	8.7	11.6	14.5	20.3		12.2
	WK3414	18.87						6
	WK3419	10.77	12.92	17.23	21.54			8.2
	WK3422	9.14	10.96	14.62	18.27			14
	WK3428	7.1	8.52	11.37	14.21	19.89		17
	WK4514	15.51	18.62	24.82				8.2
	WK4519	12.06	14.47	19.29	24.11			13.4

## ALUMINIUM

Span mm	Expanded Type	UDL kPa						AS1170 UDL Design Capacity (Kpa)
		2.5	3	4	5	7	10	
600	WK3007A	2.12	2.55	3.4	4.24	5.94		25.1
	WK3010A	1.24	1.49	1.99	2.48	3.48	4.96	30
	WK4505A	3.41	4.09	5.46				18.5
	WK4507A	2.08	2.5	3.33	4.17	5.84		23.8

- The table above provides load capacities for Gridwalk based on the LWM direction over a clear span, with every third strand welded to the support with a minimum landing of 25mm.
- Gridwalk and Gripwalk™ expanded metal walkway meshes behave like a net; even when heavily overloaded they can carry loads far in excess of the recommended data shown. The inherent properties of expanded metal walkway meshes provide maximum safety pursuant to complete failure.
- A load of 102kgs approximates 1kN force. A load of 102kgs/m<sup>2</sup> approximates 1kPa.

- U = Uniformly distributed load in Kilopascals.  
D = Deflection in Millimetres  
C = Concentrated loads in Kilonewtons have been applied through a 100mm diameter plate. They correspond to a localised deflection of 10mm.

- When installed to specification, Gridwalk is compliant with AS1657

**Notes:** Tables show deflection under respective UDL load at the nominated span.




# STAIRTREADS

Stairtreads can be supplied in all walkway profiles as listed in the walkway and platform range. Custom stairtreads are also available to suit individual requirements. Contact your nearest **Locker Group** sales office for more details.

When ordering or requesting a quotation, please provide the following information.

- **Style of Tread**  
- EMT1-EMT6
- **Walkway profile**
- **Size required LxD**
- **Number required**
- **Finish**


N/B Minimum order quantity (10 treads) per style and size




**EMT1** – Welded fixing, banded ends, no nosing.



**EMT2** – Bolted fixing, holed end plates, no nosing.



**EMT3** – Welded fixing, banded ends, floor plate nosing.



**EMT4** – Bolted fixing, holed end plates, floor plate nosing.

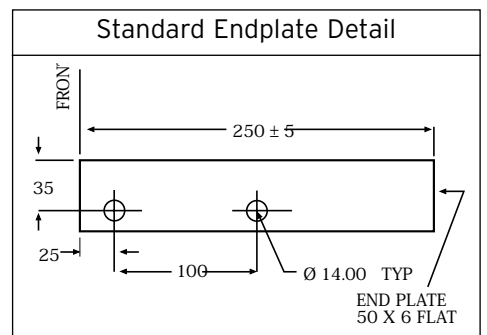


**EMT5** – Welded fixing, banded ends, abrasive nosing.



**EMT6** – Bolted fixing, holed end plates, abrasive nosing.


Standard Tread Sizes	
LW (mm)	SW (mm)
600	250
750	250
900	250
1000	250
1200	250





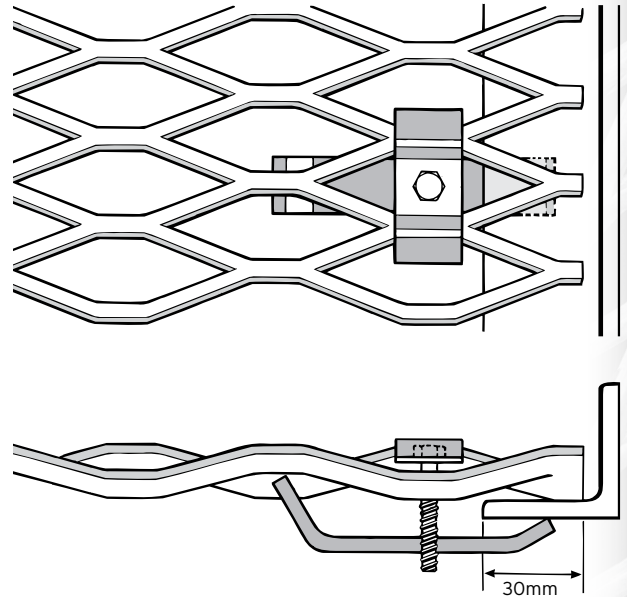
## Fixing details using removable fixings

Locker Group can supply a clip suitable for fixing sheets of expanded metal grating directly to structural steelwork. This consists of an upper saddle engaging over two knuckles of the grating with a screw passing through the saddle and tightening into a lower clamping strip which engages with the bottom edge of a knuckle. The advantage of this arrangement is that the need to tighten a nut from below is eliminated. With saddle and clamping strip held together by the screw, the end of the clamping strip is worked through the grating, positioned correctly and screw tightened.



### WK34 Fixing Clip

To suit the following profiles: WK3414, WK3419, WK3422, WK3428, WK2517, WK1225, GRIP14, GRIP19, GRIP22, GRIP28



The ends of Gridwalk/Gripwalk grating should bear on structural supports. Minimum overlap 30mm.

Adjoining sheets must be lapped at least one mesh and clamped.

The strands of adjoining sheets should slope in same direction.

*Note: Maximum recommended distance between fixing clips is 750mm.*



### WK45 Fixing Clip

To suit the following profiles:- WK4514, WK4519, WK3022, WK3028, GRIP4514, GRIP4519.







A valmont COMPANY



A valmont COMPANY

**Locker Group Pty. Ltd.**

**Email:** info@locker.com.au  
info@webforge.com.au

**Websites:** www.locker.com.au  
www.webforge.com.au

**TOLL FREE** 1800 635 947

**Locker Group (NZ) Limited**

**Email:** sales@lockernz.co.nz  
nz\_sales@webforge.co.nz

**Websites:** www.lockernz.co.nz  
www.webforge.co.nz

**TOLL FREE** 0800 285 837