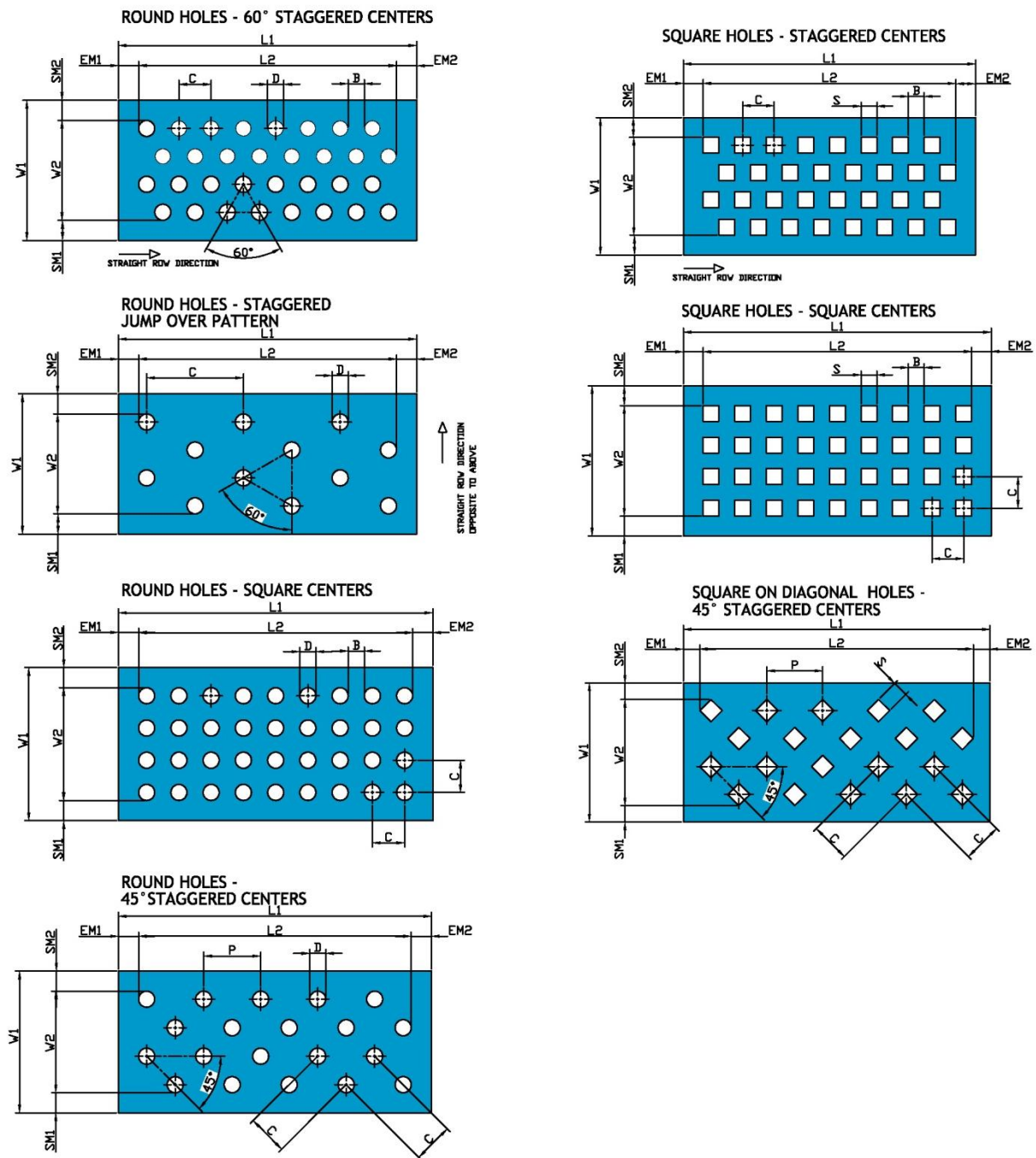
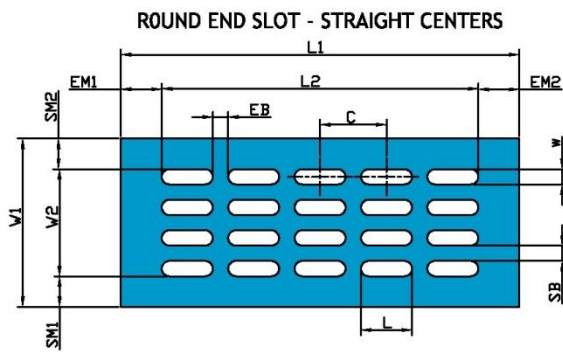
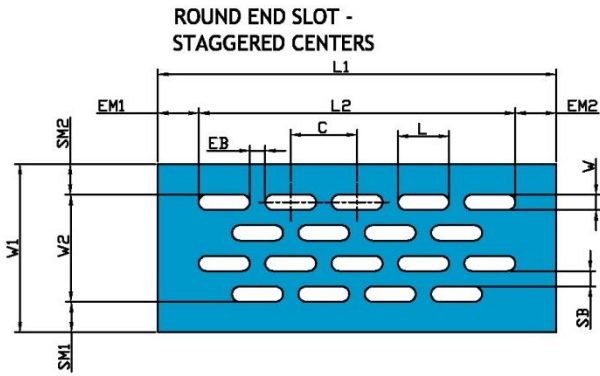


Perforated Metal Orientation and Slot Code Direction


The following is to be used as a guide to help customers understand hole orientation and straight row direction. Also included are codes for slot directions.






- L1 : LENGTH OF SHEET
- L2 : LENGTH OF PERFORATED AREA
- EM1 : END MARG- 1
- EM2 : END MARG- 2
- W1 : WIDTH OF SHEET
- W2 : WIDTH OF PERFORATED AREA
- SM1 : SIDE MARG- 1
- SM2 : SIDE MARG- 2
- L : LENGTH OF SLOT
- W : WIDTH OF SLOT
- EB : END BRIDGE
- SB : SIDE BRIDGE
- B : BRIDGE
- C : CENTERS
- D : HOLE DIAMETER
- S : SQUARE HOLE SIZE


Codes for Slot Direction




CODE A




CODE B




CODE E




CODE F




CODE G



CODE H



CODE J



CODE K